

Instructions

- All data is to be reported as on 30th September of the current year.
- Postgraduate courses refer to courses at the Masters and MPhil level.
- The number of sanctioned seats is the number of students the college is authorized, University, to admit in the first year of its degree programs.
- The number of sanctioned faculty posts is the number of faculty the college is authorized, University, to recruit on a full-time basis.
- Enrolment is defined as the number of students who have paid their admission fees by September 30 of the respective academic year.
- Admission is defined as the number of students who have paid their admission fees in the first year, by September 30 of the respective academic year and who have never been enrolled previously.
- Other Reserved Categories include all categories of students (for e.g. sports quota, ex-servicemen, Jammu and Kashmir etc.) for whom a fixed percentage of sanctioned seats are reserved.
- Examination results are to be reported for examinations held in the previous academic year that were declared by 30th September of the current year.
- Allowed to keep terms refers to students who did not pass all subjects in the previous year and are allowed to continue to the next year of their respective degree programs.
- Regular faculty refers to faculty employed on open-ended, full-time contracts as per University regulations.
- Contract faculty refers to faculty employed on fixed term, full-time contracts as per University regulations.
- Guest Lecturers refers to faculty employed on a per lecture or per day basis as per University regulations.
- Data on scholarships is to be reported on all scholarships awarded between 1st October and 31st September of the current year.
- A hostel seat is considered occupied if a student has been allotted a seat in the hostel, has paid the hostel fee for the current academic year.
- Examination results refers to the average score obtained by a student, in the respective year, that are used to assess whether the student has met the requirement of the degree program.

- Student tracking refers to having up to date contact information (mobile phone and/o (employment, unemployed, in formal education or training, not in the labour market/other the end of the academic year when the student passed out (graduated).

- Externally funded research and consultancies refer to research and/or development t contracts or partnerships with a sponsor or purchaser who is external to the institution.

- A peer-reviewed journal is one that subjects an author’s research to review and evalu the same field, before the research is published.

- An international journal is one that has an International Standard Serial Number (ISS Centre.

- A paper is said to be published through cross-institute research collaboration if the p authors is to different colleges/institutions.

- The institutional performance indicators common across all institutions can be found performance indicators can be found in the MOU signed between the Institution and the I

- The standard Chart of Accounts refers to the standard format for audit reports as not Education through its orders.

Name of the college		Govt. P.G. College, Pipariya (Dist-Ho				
		Sanctioned seats and enrolm				
(a) Sanctioned Seats						
		SC	ST	Other Reserve d Categories	General	Total
	Undergraduate	650	218	1397	389	2654
	Postgraduate	140	52	231	110	533
	PhD	0	0	0	0	0
Data Source: AISHE						
(b) Enrolment						
		Undergraduate			Postgr	
		Year 1	Year 2	Year 3	Year 1	
	SC	Male	138	133	130	30
		Female	97	102	85	58
	ST	Male	35	48	31	7
		Female	43	38	19	22
	Other	Male	270	243	202	70

	Reserve	Female	266	225	245	77
	General	Male	95	80	79	15
		Female	111	105	80	48
	Total	Male	538	504	442	122
		Female	517	470	429	205
Data Source: AISHE						
Number of sanctioned seats by discipline						
	Discipline Group	Undergraduate		Postgraduate		
		Sanctioned Seats	Enrolment	Sanctioned Seats	Enrolment	
	Agriculture	--	--	--	--	
	Arts	310	300	120	119	
	Commerce	418	409	65	65	
	Criminology and Forensic Science	--	--	--	--	
	Cultural Studies	--	--	--	--	
	Defence Studies	--	--	--	--	
	Design	--	--	--	--	
	Disability Studies	--	--	--	--	
	Education	--	--	--	--	
	Engineering and Technology	--	--	--	--	
	Fashion Technology	--	--	--	--	
	Fine Arts	--	--	--	--	

	Fisheries Science	--	--	--	--	
	Foreign Languages	--	--	--	--	
	Gandhian Studies	--	--	--	--	
	Home Science	--	--	--	--	
	Indian Languages	--	--	--	--	
	IT & Computer	66	50	--	--	
	Journalism and Mass Communication	--	--	--	--	
	Law	--	--	--	--	
	Library and Information Science	--	--	--	--	
	Linguistics	--	--	--	--	
	Management	--	--	--	--	
	Marine Science and Oceanography	--	--	--	--	
	Medical Science	--	--	--	--	
	Oriental Learning	--	--	--	--	

	Physical Education	--	--	--	--	
	Religious Studies	--	--	--	--	
	Science	328	293	133	83	
	Social Science	--	--	--	--	
	Social Work	--	--	--	--	
	Veterinary and Animal Sciences	--	--	--	--	
	Women Studies	--	--	--	--	
	Data Source: AISHE					

Name of the college Govt. P.G. College, Pipariya (Dist-Hosha)

2. Transition and on-time graduation

(a) Transition from the 1st year to the 2nd year (Undergraduate)

		Number of students admitted to the 1 st year	Of (*), the	
			Passed all subjects in the 1 st year	Were Allowed to Keep Terms
SC	Male	147	128	12
	Female	106	94	6
ST	Male	66	41	13
	Female	54	38	14
Other Reserved Categories	Male	288	225	34
	Female	252	220	18
General	Male	99	81	6
	Female	157	114	24
Total	Male	600	475	65
	Female	569	466	62

Data Source: AISHE, examination results declared by [affiliating

(b) Transition from the 1st year to the 2nd year (Postgraduate)				
		Number of students admitted to the 1st year	Of (*), the	
			Passed all subjects in the 1st year	Were Allowed to Keep Terms
SC	Male	29	15	13
	Female	29	22	7
ST	Male	12	8	2
	Female	17	12	2
Other Reserved Categories	Male	31	21	8
	Female	70	56	12
General	Male	12	7	4
	Female	46	38	4
Total	Male	84	51	27
	Female	162	128	25

Data Source: AISHE, examination results declared by [affiliating

(c) On-time graduation (Undergraduate)

		Number of students admitted to the 1 st year in [year t-3] (*)	Of (*), the number of students who passed all final year examinations for the previous academic year
SC	Male	149	50
	Female	67	55
ST	Male	43	31
	Female	18	28
Other Reserved Categories	Male	262	166
	Female	227	139
General	Male	106	77
	Female	96	84
Total	Male	560	324
	Female	408	306

Data Source: AISHE, examination results declared by

(d) On-time graduation (Postgraduate)

		Number of students admitted to the 1 st year in [year t-2] (*)	Of (*), the number of students who passed all final year examinations in the current year
SC	Male	32	18
	Female	32	18
ST	Male	12	3
	Female	19	7
Other Reserved Categories	Male	34	24
	Female	75	48
General	Male	12	8
	Female	46	39
Total	Male	90	53
	Female	172	112

Data Source: AISHE, examination results declared by

Name of the college		Govt. P.G. College, Pipariya (Dist-Hoshar)				
3. Faculty and administrative staff in position and training						
(a) Faculty and administrative staff in position as on 30 th September, [current year]						
		Reserved				
		SC	ST	MP Residents	Females	Others
Assistant Professor	Sanctioned	9	4			6
	Filled (Regular)	7	2	--	2	3
	Filled (Contract)	2	0	--		11

	Guest Lecturers	0	0	--		4
Associate Professor	Sanctioned	--	--	--	--	--
	Filled (Regular)	--	--	--	--	--
	Filled (Contract)	--	--	--	--	--
	Guest Lecturers	--	--	--	--	--
Professor	Sanctioned	1	1			2
	Filled (Regular)	1	1	--	--	1
	Filled (Contract)	--	--	--	--	--
	Guest Lecturers	--	--	--	--	--
Admin. Staff (all)	Sanctioned					
	Filled (Regular)	4	2			5
	Filled (Contract)	--	--	--	--	--
Accountant	Sanctioned					
	Filled (Regular)	0	0		0	0
	Filled (Contract)	--	--	--	--	--

Data Source: AISHE

(b) Training of faculty and administrative staff between October

		Leadership and management training	Training in the area of academic specialisation	Other training
Assistant Professor	Number trained	1	2	--
	Avg. number of days	7	21	--
Associate Professor	Number trained	--	--	--
	Avg. number of days	--	--	--
Professor	Number trained	2	--	--
	Avg. number of days	7	--	--
Administrative Staff (all)	Number trained	--	N/A	--
	Avg. number of days	--	N/A	--
Accountant	Number trained	--	N/A	--
	Avg. number of days	--	N/A	--

Source: Compiled from training certificates submitted by faculty/administrators

(c) Faculty qualifications as on 30th September, [Current Year]					
		PhD	Postgraduate	Undergraduate	Others
Assistant Professor	Regular	10	3	0	1
	Contract	1	15	0	3
	Guest Lecturers	7	1	0	6

Associate Professor	Regular	0	0	0	0
	Contract	0	0	0	0
	Guest Lecturers	0	0	0	0
Professor	Regular	7	0	0	0
	Contract	0	0	0	0
	Guest Lecturers	0	0	0	0

Name of the college		Govt. P.G. College, Pipariya (Dist-Ho				
		Sanctioned seats and enrolm				
(a) Sanctioned Seats						
		SC	ST	Other Reserved Categories	General	Total
	Undergraduate	650	218	1397	389	2654
	Postgraduate	140	52	231	110	533
	PhD	0	0	0	0	0
Data Source: AISHE						
(b) Enrolment						
		Undergraduate			Postgr	
		Year 1	Year 2	Year 3	Year 1	
	SC	Male	138	133	130	30
		Female	97	102	85	58
	ST	Male	35	48	31	7
		Female	43	38	19	22
	Other Reserve	Male	270	243	202	70
		Female	266	225	245	77
	General	Male	95	80	79	15
		Female	111	105	80	48
	Total	Male	538	504	442	122
		Female	517	470	429	205
Data Source: AISHE						

	Number of sanctioned seats by discipline					
	Discipline Group	Undergraduate		Postgraduate		
		Sanctioned Seats	Enrolment	Sanctioned Seats	Enrolment	
	Agriculture	--	--	--	--	
	Arts	310	300	120	119	
	Commerce	418	409	65	65	
	Criminology and Forensic Science	--	--	--	--	
	Cultural Studies	--	--	--	--	
	Defence Studies	--	--	--	--	
	Design	--	--	--	--	
	Disability Studies	--	--	--	--	
	Education	--	--	--	--	
	Engineering and Technology	--	--	--	--	
	Fashion Technology	--	--	--	--	
	Fine Arts	--	--	--	--	
	Fisheries Science	--	--	--	--	
	Foreign Languages	--	--	--	--	

	Gandhian Studies	--	--	--	--	
	Home Science	--	--	--	--	
	Indian Languages	--	--	--	--	
	IT & Computer	66	50	--	--	
	Journalism and Mass Communication	--	--	--	--	
	Law	--	--	--	--	
	Library and Information Science	--	--	--	--	
	Linguistics	--	--	--	--	
	Management	--	--	--	--	
	Marine Science and Oceanography	--	--	--	--	
	Medical Science	--	--	--	--	
	Oriental Learning	--	--	--	--	
	Physical Education	--	--	--	--	
	Religious Studies	--	--	--	--	

	Science	328	293	133	83	
	Social Science	--	--	--	--	
	Social Work	--	--	--	--	
	Veterinary and Animal Sciences	--	--	--	--	
	Women Studies	--	--	--	--	
Data Source: AISHE						

Name of the college		Govt. P.G. College, Pipariya (Dist-Hoshangabad)				
4 . Student support services						
(a) Financial support received (from all sources) by students in the college between 2017-18 and 2018-19						
		Undergraduate		Postgraduate		Pr
		Number	Average Value (Rs.)	Number	Average Value (Rs.)	Number
SC	Male	342	8700	41	8700	
	Female	216	8700	49	8700	
ST	Male	121	8700	17	8700	
	Female	84	8700	25	8700	
General	Male	508	5100	124	5100	
	Female	514	5100	51	5100	
Total	Male	971		182		
	Female	814		125		

Data Source: AISHE

(a) Financial support received, from the DHE, by students in the college between 2017-18 and 2018-19			
	Undergraduate	Postgraduate	Pr

		Number	Average Value (Rs.)	Number	Average Value (Rs.)	Number
SC	Male	--				
	Female	6	15000	11	27500	
ST	Male					
	Female	3	15000	4	27500	
General	Male					
	Female	47	5000	5	5000	
Total	Male					
	Female	56		20		

Data Source: College records, DHE

(a) Hostel occupancy as on 30th September.		
<u>Capacity</u>		Number of resident
Males:		
Females:		
SC	Male	--
	Female	--
ST	Male	--
	Female	--
General	Male	--
	Female	--
Total	Male	--
	Female	--

Data Source: Hostel register verified against

(a) Hostel occupancy as on 30th (girls only hostels opened after	
<u>Capacity</u>	Number of residents
SC	--
ST	--
General	--
Total	--

Data Source: Hostel register verified

Name of the college		Govt. P.G. College, P				
						5. Exami
(a) Examination results for [previous academic ye						
		SC		ST		Other R
		M	F	M	F	M
1st year	Appeare d	138	97	48	43	320
	1 st division	14	7	5	4	24
	2 nd Division	76	42	21	16	164
	3 rd Division	22	12	6	9	44
2nd year	Appeare d	143	102	48	38	243
	1 st division	11	3	4	4	29
	2 nd Division	68	32	26	22	142
	3 rd Division	14	44	8	4	31
3rd year	Appeare d	112	58	26	15	204
	1 st division	11	12	4	3	22
	2 nd Division	32	35	12	6	144
	3 rd Division	48	8	8	5	20

Data Source: AISHE, Examination results declared by [affiliatin

(a) Examination results for [previous academic year]						
		SC		ST		Other R
		M	F	M	F	M
1st year	Appeared	30	58	7	22	70
	1 st division	6	7	1	5	8
	2 nd Division	22	31	4	12	42
	3 rd Division	4	7	1	2	6
2nd year	Appeared	25	27	10	13	25
	1 st division	3	4	1	1	4
	2 nd Division	12	15	3	8	18
	3 rd Division	5	3	2	1	3

Data Source: AISHE, Examination results declared by [affiliating body]

Name of the college		Govt. P.G. College, Pipariya				
6 . Placement and student tracking						
(a) Placement and Tracking of Students who graduated in [previous academic year]						
		Number of students who graduated	Of (*), the number of students who			
			Employed/ Self-employed	In education/ training	Unemployed	Not in the labour force
SC	Male	48	--	12	--	--
	Female	85	--	23	--	--
ST	Male	17	--	6	--	--
	Female	36	--	12	--	--

General	Male	74	--	32	--	--
	Female	41	--	11	--	--
Total	Male	139	--	50	--	--
	Female	162	--	46	--	--

Data Source: Records of the college placement cell

(b) Placement and Tracking of Students who graduated in [previous academic						
		Number of students who graduated	Of (*), the number of students who			
			Employed/ Self-employed	In education/ training	Unemployed	Not in the labour force
SC	Male	15	8	1	--	--
	Female	22	11	2	--	--
ST	Male	7	2	1	--	--
	Female	9	4	2	--	--
General	Male	38	12	13	--	--
	Female	42	12	18	--	--
Total	Male	60	22	15	--	--
	Female	73	27	22	--	--

Data Source: Records of the college placement cell

Name of the college	Govt. P.G. College, Pipariya (Dist- Hoshan gabad)
. PhDs Awarde	

Number of PhDs	
Discipline Group	Number
Agriculture	--
Arts	--
Commerce	--
Criminology and Forensic Science	--
Cultural Studies	--
Defence Studies	--
Design	--
Disability Studies	--
Education	--
Engineering and Technology	--
Fashion Technology	--
Fine Arts	--
Fisheries Science	--
Foreign Languages	--

Gandhian Studies	--
Home Science	--
Indian Languages	--
IT & Computer	--
Journalism and Mass Communication	--
Law	--
Library and Information Science	--
Linguistics	--
Management	--
Marine Science and Oceanography	--
Medical Science	--
Oriental Learning	--
Physical Education	--
Religious Studies	--

Science	6
Social Science	
Social Work	--
Veterinary and Animal Sciences	--
Women Studies	--
Literature	--
Others	--
All disciplines	7

Data Source: AISHE

Name of	Govt. P.G.	
Research and consultation		
Revenue generated [previous financial year]		
Discipline Group	Number of active projects	Total Revenue Generated (Rs. lakhs)
Agriculture	--	--
Arts	--	--
Commerce	1	85000

Criminology and Forensic Science	--	--
Cultural Studies	--	--
Defence Studies	--	--
Design	--	--
Disability Studies	--	--
Education	--	--
Engineering and Technology	--	--
Fashion Technology	--	--
Fine Arts	--	--
Fisheries Science	--	--
Foreign Languages	--	--
Gandhian Studies	--	--
Home Science	--	--
Indian Languages	--	--

IT & Computer	--	--
Journalism and Mass Communication	--	--
Law	--	--
Library and Information Science	--	--
Linguistics	--	--
Management	--	--
Marine Science and Oceanography	--	--
Medical Science	--	--
Oriental Learning	--	--
Others / Interdisciplinary	--	--
Physical Education	--	--
Religious Studies	--	--
Science	--	--
Social Science	--	--

Social Work	--	--
Veterinary and Animal Sciences	--	--
Women Studies	--	--
All disciplines	1	

Data Source: College/universities

Number of papers published in			
Discipline Group	Number of		Number of published papers
	International Journals	National Journals	
Agriculture	--	--	--
Arts	0	4	--
Commerce	0	3	
Criminology and Forensic Science	--	--	--
Cultural Studies	--	--	--
Defence Studies	--	--	--
Design	--	--	--
Disability Studies	--	--	--
Education	--	--	--

Engineering and Technology	--	--	--
Fashion Technology	--	--	--
Fine Arts	--	--	--
Fisheries Science	--	--	--
Foreign Languages	--	--	--
Gandhian Studies	--	--	--
Home Science	--	--	--
Indian Languages	--	--	--
IT & Computer	--	--	--
Journalism and Mass Communication	--	--	--
Law	--	--	--
Library and Information Science	--	--	--
Linguistics	--	--	--
Management	--	--	--

Marine Science and Oceanography	--	--	--
Medical Science	--	--	--
Oriental Learning	--	--	--
Others / Inter-disciplinary	--	--	--
Physical Education	--	--	--
Religious Studies	--	--	--
Science	9	5	
Social Science	--	--	--
Social Work	--	--	--
Veterinary and Animal Sciences	--	--	--
Women Studies	--	--	--
All disciplines	7	11	

Date Source: College records basec

Name of the college	Govt. P.G. College,
9 NAAC accreditation and UGC autonomy	

	Date of Application (LOI & SSR submitted)	Date on which accreditation was received	Grade	Valid till
1 st Cycle	#####	#####	C+	#####
2 nd Cycle	#####	#####	B+	#####
3 rd Cycle	--	--	--	--

Date of submission of the Annual Quality Assurance Report for the cu

Does the college have currently valid UGC autonomy? _____ NO _____ . I

Name o		Govt. P.G. College, Pipariya			
10. Institutional Trends					
Variable	Baseline Value	[Year 1]	[Year 2]	[Year 3]	[Year 4]
Percentage of sanctioned seats in the 1 st year filled (undergraduate, all categories)	840	97.2	98.2	99.04	109.5

Percent age of sanctioned seats in the 1 st year filled (postgraduate, all categories)	320	56.87	76.87	62.81	90
Transition rate from the 1 st year to the 2 nd year (undergraduate, all categories)	847	88.3			
On-time graduation rate (undergraduate, all categories)	847	78.2			
Transition rate from the 1 st year to the 2 nd year (postgraduate, all categories)	182				

On-time graduation rate (postgraduate, all categories)	182				
Regular faculty in position rate (all levels, reserved categories)	18	50	50	50	61.11
Regular faculty in position rate (all levels, unreserved categories)	19	42.1	42.1	42.1	63.15
Percentage of regular faculty with PhDs (all levels)	23	43.47	43.47	43.47	73.91

Employment rate of graduates from the previous academic year (undergraduate, all categories)					
Employment rate of graduates from the previous academic year (postgraduate, all categories)					
Percentage of total revenue generated through externally funded research	--	--	--	--	85000

Number of papers published in peer-reviewed, international journals	--	11	7	7	11
---	----	----	---	---	----

Source: Tables under

Name of the college	Govt. P.G. College, Pipariya (Dist-Hoshang				
11. Financial Reports					
1. Name and registration number of the auditor	Shri Vivek Maheshvari				4022
2. Number of audit observations recorded by the					N
3. Number of audit responses found satisfactory, as certified by the project					N.
Certified audit reports as per the standard Chart of					Attac

Name of the college	(Dist-Hoshangabad)				
12. All India Survey of Higher Education					
Date on which all applicable fields of the Data					

by the UGC/DHE/affiliating
ized, by the UGC/DHE/affiliating
for joining a degree program by
for joining a degree program, in the nrolled in that degree program
extracurricular quota, residents of .
ic year, and the results for which
s year but were allowed to transition
UGC norms.
GC norms.
JGC norms.
ber of the previous year and 30 th
el and the student, to whom the seat
ive academic year, across all exams gram in which he/she is enrolled.

r email address) and status
) for each student for up to six from

funded through consultancy

uation by others who are experts in

SN) issued by the ISSN International

primary affiliation of at least two

in the PIP. Institution-specific
 Department of Higher Education.

ified by the Department of Higher

shangabad)	

graduate	PhD
Year 2	
25	0
27	0
10	0
13	0
25	0

ngabad)

ngabad)
year1
Unreser ved
11
6
6

10

--

--

--

--

5

4

--

--

8

--

0

--

shangabad)	

graduate	PhD
Year 2	
25	0
27	0
10	0
13	0
25	0
59	0
7	0
40	0
67	0
139	0

ngabad)
ween
iD
Average Value (Rs.)

October
iD

ipariya (Dist-Hoshangabad)				
ination Results				
ear] (undergraduate)				
eserved	General		Total	
	F	M	F	F
266	94	111	600	517
16	12	16	55	43
154	52	46	313	258
27	22	24	94	72
225	80	103	514	468
15	10	15	54	37
121	42	56	278	231
44	24	20	77	112
189	77	80	255	414
31	19	19	56	79
102	29	22	153	279
19	20	24	22	56

g university/autonomous college]

ear] (postgraduate)				
eserved	General		Total	
F	M	F	M	F
77	15	48	122	205
12	2	9	17	33
54	8	31	76	128
9	2	6	13	24
59	7	40	109	171
8	3	8	14	21
39	3	22	64	110
10	1	8	14	26


g university/autonomous college]

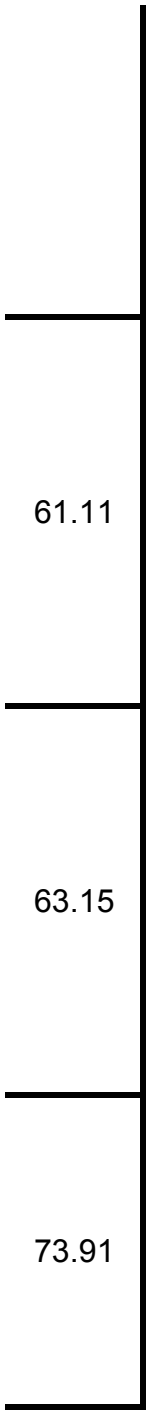
urrent year: _____.


f yes, by order

Current Year
119.2

81.87







5

abad)
2476
il
A.
hed