

Created by Online2PDF.com

Manual for Uploading the Annual Report

1. Login to www.mphighereducation.nic.in portal

Click here to login

2. After Login click on Profile as shown in following snap shot.

Click here

3. After that click on Home in the following screen.

click here

receive

4. Click on Annual Report in the following screen.

Click on Annual Report.

5. Select the Academic Year, Fill Title and Select to upload file (Annual Report PDF file) and then click on Upload Report.

6. After that upload Successful message will appear on screen and uploaded file will be shown as in the following screen. After viewing with view button Click on Lock button against the report. Annual report will be then shown on the portal.

Annual Report 2017-18_

This format outlines the annual reports to be published by all colleges participating in the

Madhya Pradesh Higher Education Quality Improvement Project on their websites, by October 31st of each year. Part I is intended as a guide and colleges are free to alter the contents and format as they see fit. Part II, the Appendix (Institutional Performance Data and Financial Reports), is mandatory and colleges are required to report all data as per the

attached format and instructions.

Part I

1. The Principal's Report (2 pages) Government college Ghansor is a new college established in 2012 with student strength of 411. currently running one ug programme B.A. with three subjects.

2. Overview (1 page) Government college Ghansor runs B.A. with Economics, Political Science, Sociology. College Plans to focus on imparting education to tribal students specially women education.

3. Senior Management Team and Board of Governors (1 page)

Principal- Shree S.P. Ahirwar

.Dr. BS Chauhan ,professor

Office Incharge Shree Deepchand Kulesh

Shri Abhishek Malik

4. Admission Statistics (1 page)

- The number of applicants at the UG and PG level who ranked the college as their 1st, 2nd and 3rd preference, the number of applications received for PhD courses, and the number of students admitted at each level as per the following format.

Applications	UG	PG	PhD
Applications that ranked the college as the 1 st preference	103	Nil	Nil
Applications that ranked the college as the 2 nd preference	30	Nil	Nil
Applications that ranked the college as the 3 rd preference	16	Nil	Nil
Total number of applications received	149	Nil	Nil
Number of students admitted	147	Nil	Nil

Data Source: E-pravesh portal, records of the affiliating university

- A brief demographic profile of students admitted (in terms of gender, caste, whether from MP etc.)

Government College Ghansor Dist. Seoni (M.P.)

S.no	Class	St Boys	St Girls	Sc & Bc Boys	Obc Boys	Obc Girls	Gen Boys	Gen Girls	Total Boys	Total Girls	Grand Total
1	B.A. First Year	41	53	6	22	21	0	0	69	78	147
	m.p.	41	53	6	22	21	0	0	69	78	147
	Out Side	0	0	0	0	0	0	0	0	0	0

5. The Student Experience (4 pages) soon, we have shifted to our own new campus.

6. Student Achievements (5 pages) The college organised Dist. Level yoga championship and Five students were selected For University Level.

7. Research Activities (4 pages) Nil.

8. Human Resources (2 pages) Nil.

9. Events and Initiatives (5 pages) Nil

10. Institutional Development under RUSA and MPHEQIP (4 pages)

Describes the college's activities over the past year under both schemes, discusses performance against strategic/institutional development plans and commitments over the previous year, identifying successes and key constraints; discusses how the college's institutional performance indicators under MPHEQIP are linked to its plans and commitments and presents data on the performance indicators in the format below; and outlines the college's plans and commitments under these schemes for the current year.

Indicator*	Baseline Value	Target for [current year]	Value as on 30 th September [current year]
Enrollment	160	176	147
Graduation	137	125	88
Employability	1%	3%	2%

* Institutional performance indicators contained in the PIP and in the MOU for MPHEQIP signed between the college and the DHE

11. Placement Report (3 pages) 01 Student Got Job In Mptcl Limited.

12. Looking Ahead (3 pages) After Shifting to new campus, college plans to start new courses in Science & Commerce.

13. Appendix: Institutional Performance Data and Financial Reports

Provides key data on the institution and its performance, including achievement against strategic plan targets and financial reports. This section is mandatory. All data fields must be completed, in the format and as per the instructions attached.

Part II

Appendix: Institutional Performance Data and Financial Reports

1. Sanctioned seats and enrolment

(a) Sanctioned Seats					
	SC	ST	Other Reserved Categories	General	Total
Undergraduate	28	35	25	88	176
Postgraduate	Nil	Nil	Nil	Nil	Nil
PhD	Nil	Nil	Nil	Nil	Nil

Data Source: AISHE

(b) Enrolment							
		Undergraduate			Postgraduate		PhD
		Year 1	Year 2	Year 3	Year 1	Year 2	
SC	Male	6	10	9	Nil	Nil	Nil
	Female	4	11	8	Nil	Nil	Nil
ST	Male	41	44	22	Nil	Nil	Nil
	Female	53	50	43	Nil	Nil	Nil
Other Reserved Categories	Male	22	9	12	Nil	Nil	Nil
	Female	21	9	23	Nil	Nil	Nil
General	Male	0	3	3	Nil	Nil	Nil
	Female	0	1	5	Nil	Nil	Nil
Total	Male	69	66	46	Nil	Nil	Nil
	Female	78	71	79	Nil	Nil	Nil

Data Source: AISHE

Number of sanctioned seats by discipline group and enrolment in the 1st year as on September 30th [current year]

Discipline Group	Undergraduate		Postgraduate	
	Sanctioned Seats	Enrolment	Sanctioned Seats	Enrolmer
Agriculture				
Arts	176	147	Nil	Nil
Commerce				
Criminology and Forensic Science				
Cultural Studies				
Defence Studies				
Design				
Disability Studies				
Education				
Engineering and Technology				
Fashion Technology				
Fine Arts				
Fisheries Science				
Foreign Languages				
Gandhian Studies				
Home Science				
Indian Languages				
IT & Computer				
Journalism and Mass Communication				
Law				
Library and Information Science				
Linguistics				
Management				
Marine Science and Oceanography				
Medical Science				
Oriental Learning				
Physical Education				
Religious Studies				
Science				
Social Science				
Social Work				
Veterinary and Animal Sciences				
Women Studies				

Data Source: AISHE

2. Transition and on-time graduation

(a) Transition from the 1 st year to the 2 nd year (Undergraduate)				
		Number of students admitted to the 1 st year in [the previous academic year] (2015-16)	Of (*159 in 2015-16), the number of students currently enrolled in the 2 nd year who:	
			Passed all subjects in the 1 st year	Were Allowed to K Terms
SC	Male	12	9	1
	Female	8	6	2
ST	Male	34	21	2
	Female	52	37	5
Other Reserved Categories	Male	18	9	3
	Female	25	17	5
General	Male	4	3	0
	Female	6	5	0
Total	Male	68	42	6
	Female	91	65	12

Data Source: AISHE, examination results declared by [affiliating university/autonomous college]

(a) Transition from the 1 st year to the 2 nd year (Postgraduate)				
		Number of students admitted to the 1 st year in [the previous academic year] (*)	Of (*), the number of students currently enrolled the 2 nd year who:	
			Passed all subjects in the 1 st year	Were Allowed to K Terms
SC	Male	Nil	Nil	Nil
	Female	Nil	Nil	Nil
ST	Male	Nil	Nil	Nil
	Female	Nil	Nil	Nil
Other Reserved Categories	Male	Nil	Nil	Nil
	Female	Nil	Nil	Nil
General	Male	Nil	Nil	Nil
	Female	Nil	Nil	Nil
Total	Male	Nil	Nil	Nil
	Female	Nil	Nil	Nil

Data Source: AISHE, examination results declared by [affiliating university/autonomous college]

(b) On-time graduation (Undergraduate)			
		Number of students admitted to the 1 st year in [year t-3] (2014-15)	Of (2014-15batch), the number of students who passed all final year examinations for the previous academic year jun 2017
SC	Male	6	3
	Female	9	7
ST	Male	31	7
	Female	31	13
Other Reserved Categories	Male	17	4
	Female	13	7
General	Male	1	0
	Female	2	2
Total	Male	55	14
	Female	55	29

Data Source: AISHE, examination results declared by [affiliating university/autonomous college]

(b) On-time graduation (Postgraduate)			
		Number of students admitted to the 1 st year in [year t-2] ()	Of (*), the number of students who passed all final year examinations in the current year
SC	Male	Nil	Nil
	Female	Nil	Nil
ST	Male	Nil	Nil
	Female	Nil	Nil
Other Reserved Categories	Male	Nil	Nil
	Female	Nil	Nil
General	Male	Nil	Nil
	Female	Nil	Nil
Total	Male	Nil	Nil
	Female	Nil	Nil

Data Source: AISHE, examination results declared by [affiliating university/autonomous college]

3. Faculty and administrative staff in position and training

(a) Faculty and administrative staff in position as on 30 th September, 2017 [current year]							
		Reserved					Unreserved
		SC	ST	MP Residents	Females	Others	
Assistant Professor	Sanctioned	1	0	1	0	0	4
	Filled (Regular)	1	0	1	0	0	1
	Filled (Contract)	0	0	0	0	0	0
	Guest Lecturers	1	1	2	2	0	1
Associate Professor	Sanctioned	0	0	0	0	0	0
	Filled (Regular)	0	0	0	0	0	0
	Filled (Contract)	0	0	0	0	0	0
	Guest Lecturers	0	0	0	0	0	0
Professor	Sanctioned	0	0	1	0	0	1
	Filled (Regular)	0	0	1	0	0	1
	Filled (Contract)	0	0	0	0	0	0
	Guest Lecturers	0	0	0	0	0	0
Admin. Staff (all)	Sanctioned	0	0	0	0	0	1
	Filled (Regular)	0	0	0	0	0	0
	Filled (Contract)	0	0	0	0	0	0
Accountant	Sanctioned	0	1	0	0	0	3
	Filled (Regular)	0	1	0	0	0	0
	Filled (Contract)	0	0	0	0	0	0

Data Source: AISHE

(b) Training of faculty and administrative staff between October 1st [2016] to September 30th [2017]

		Leadership and management training	Training in the area of academic specialisation	Other training
Assistant Professor	Number trained			nil
	Avg. number of days			0
Associate Professor	Number trained			0
	Avg. number of days			0
Professor	Number trained			0
	Avg. number of days			0
Administrative Staff (all)	Number trained		N/A	0
	Avg. number of days		N/A	0
Accountant	Number trained		N/A	0
	Avg. number of days		N/A	0

Data Source: Compiled from training certificates submitted by faculty/administrative staff

(c) Faculty qualifications as on 30th September, [2017]

		PhD	Postgraduate	Undergraduate	Others
Assistant Professor	Regular	0	1		
	Contract	0	0		
	Guest Lecturers	2	1		
Associate Professor	Regular	0	0		
	Contract	0	0		
	Guest Lecturers	0	0		
Professor	Regular	1	0		
	Contract	0	0		
	Guest Lecturers	0	0		

Data Source: AISHE

4. Student support services

(a) Financial support received (from all sources) by students in the college between October 1st [2016] to September 30th [2017]

		Undergraduate		Postgraduate		
		Number	Average Value (Rs.)	Number	Average Value (Rs.)	Number
SC	Male	25	8231/-			
	Female	27	8231/-			
ST	Male	92	8231/-			
	Female	120	8231/-			
General	Male	33	6000/-			
	Female	46	6500/-			
Total	Male	150	7115.5			
	Female	193	7365.5			

Data Source: AISHE

(a) Financial support received, from the DHE, by students in the college between October 1st [2016] to September 30th [2017]

		Undergraduate		Postgraduate		
		Number	Average Value (Rs.)	Number	Average Value (Rs.)	Number
SC	Male	25	2000/-	Nil		
	Female	27	2000/-	Nil		
ST	Male	92	2000/-	Nil		
	Female	120	2000/-	Nil		
General	Male	41	Nil	Nil		
	Female	56	Nil	Nil		
Total	Male	158	1300 #	Nil		
	Female	203	1300	Nil		

Data Source: College records, DHE

Capacity Males: Females:		Number of residents
SC	Male	NIL
	Female	NIL
ST	Male	NIL
	Female	NIL
General	Male	NIL
	Female	NIL
Total	Male	NIL
	Female	NIL

Data Source: Hostel register verified against fee receipts on record

(c) Hostel occupancy as on 30th September, [2016] (girls only hostels opened after)

Capacity	Number of residents
SC	NIL
ST	NIL
General	NIL
Total	NIL

Data Source: Hostel register verified against fee receipts on record

5. Examination Results

(a) Examination results for [2016-17] (undergraduate)

		SC		ST		Other Reserved Categories		General		Total	
		M	F	M	F	M	F	M	F	M	F
1st year	Appeared	10	11	48	51	10	10	4	3	72	75
	1st division	0	0	1	0	0	0	0	0	1	0
	2nd Division	2	3	9	8	2	2	0	1	13	11
	3rd Division	6	7	22	34	2	2	2	0	32	43
2nd year	Appeared	10	8	22	43	12	23	3	5	47	79
	1st division	0	0	0	1	0	0	0	0	0	1
	2nd Division	2	3	1	6	3	7	1	2	7	8
	3rd Division	6	5	19	36	7	14	2	3	34	58
3rd year	Appeared	5	8	22	26	11	13	1	2	39	49
	1st division	0	1	1	1	0	1	0	0	1	3
	2nd Division	1	3	9	16	3	10	1	2	14	31
	3rd Division	4	2	11	9	4	0	0	0	19	11

Data Source: AISHE, Examination results declared by [affiliating university/autonomous college]

(a) Examination results for [2016-17] (postgraduate)												
		SC		ST		Other Reserved Categories		General		Total		
		M	F	M	F	M	F	M	F	M	F	
1st year	Appeared	Nil	Nil	Nil	Nil	Nil	Nil	Nil	Nil	Nil	Nil	Nil
	1st division	Nil	Nil	Nil	Nil	Nil	Nil	Nil	Nil	Nil	Nil	Nil
	2nd Division	Nil	Nil	Nil	Nil	Nil	Nil	Nil	Nil	Nil	Nil	Nil
	3rd Division	Nil	Nil	Nil	Nil	Nil	Nil	Nil	Nil	Nil	Nil	Nil
2nd year	Appeared	Nil	Nil	Nil	Nil	Nil	Nil	Nil	Nil	Nil	Nil	Nil
	1st division	Nil	Nil	Nil	Nil	Nil	Nil	Nil	Nil	Nil	Nil	Nil
	2nd Division	Nil	Nil	Nil	Nil	Nil	Nil	Nil	Nil	Nil	Nil	Nil
	3rd Division	Nil	Nil	Nil	Nil	Nil	Nil	Nil	Nil	Nil	Nil	Nil

Data Source: AISHE, Examination results declared by [affiliating university/autonomous college]

6. Placement and student tracking

(a) Placement and Tracking of Students who graduated in [2015-16] (Undergraduate)												
		Number of students who graduated in [the previous academic year] (*2015-16)				Of (*), the number of students who were successfully tracked and are:						
						Employed / Self-employed	In education / training	Unemployed	Not in labour force			
SC	Male	5				Nil	Nil	Nil	Nil			
	Female	6				Nil	Nil	Nil	Nil			
ST	Male	21				1	Nil	Nil	Nil			
	Female	26				1	Nil	Nil	Nil			
General	Male	1				Nil	Nil	Nil	Nil			
	Female	2				Nil	Nil	Nil	Nil			
Total	Male	27				1	Nil	Nil	Nil			
	Female	34				1	Nil	Nil	Nil			

Data Source: Records of the college placement cell

(b) Placement and Tracking of Students who graduated in [previous academic year] (Postgraduate)

		Number of students who graduated in [the previous academic year] (*)	Of (*), the number of students who were successfully tracked and are:			
			Employed / Self-employed	In education / training	Unemployed	Not in labor force
SC	Male	Nil	Nil	Nil	Nil	Nil
	Female	Nil	Nil	Nil	Nil	Nil
ST	Male	Nil	Nil	Nil	Nil	Nil
	Female	Nil	Nil	Nil	Nil	Nil
General	Male	Nil	Nil	Nil	Nil	Nil
	Female	Nil	Nil	Nil	Nil	Nil
Total	Male	Nil	Nil	Nil	Nil	Nil
	Female	Nil	Nil	Nil	Nil	Nil

Data Source: Records of the college placement cell

7. PhDs Awarded

Number of PhDs awarded between October 1 st [previous year] to September 30 th 2017 [current year]	
Discipline Group	Number
Agriculture	
Arts	Nil
Commerce	
Criminology and Forensic Science	
Cultural Studies	
Defence Studies	
Design	
Disability Studies	
Education	
Engineering and Technology	
Fashion Technology	
Fine Arts	
Fisheries Science	
Foreign Languages	
Gandhian Studies	
Home Science	
Indian Languages	
IT & Computer	
Journalism and Mass Communication	
Law	
Library and Information Science	
Linguistics	
Management	
Marine Science and Oceanography	
Medical Science	
Oriental Learning	
Physical Education	
Religious Studies	
Science	
Social Science	
Social Work	
Veterinary and Animal Sciences	
Women Studies	
All disciplines	

Data Source: AISHE

8. Research and consultancy

Revenue generated through externally funded research and consultancies over [previous financial year2015-16]		
Discipline Group	Number of active projects	Total Revenue Generated
Agriculture	Nil	Nil
Arts	Nil	Nil
Commerce	Nil	Nil
Criminology and Forensic Science	Nil	Nil
Cultural Studies	Nil	Nil
Defence Studies	Nil	Nil
Design	Nil	Nil
Disability Studies	Nil	Nil
Education	Nil	Nil
Engineering and Technology	Nil	Nil
Fashion Technology	Nil	Nil
Fine Arts	Nil	Nil
Fisheries Science	Nil	Nil
Foreign Languages	Nil	Nil
Gandhian Studies	Nil	Nil
Home Science	Nil	Nil
Indian Languages	Nil	Nil
IT & Computer	Nil	Nil
Journalism and Mass Communication	Nil	Nil
Law	Nil	Nil
Library and Information Science	Nil	Nil
Linguistics	Nil	Nil
Management	Nil	Nil
Marine Science and Oceanography	Nil	Nil
Medical Science	Nil	Nil
Oriental Learning	Nil	Nil
Others / Inter-disciplinary	Nil	Nil

Physical Education	Nil	Nil
Religious Studies	Nil	Nil
Science	Nil	Nil
Social Science	Nil	Nil
Social Work	Nil	Nil
Veterinary and Animal Sciences	Nil	Nil
Women Studies	Nil	Nil
All disciplines	Nil	Nil

Data Source: College/university records

Number of papers published in peer-reviewed journals between October 1st [2016] to September 30th [2017]			
Discipline Group	Number of papers published		Number of published papers through cross- institute research collaboration
	International Journals	National Journals	
Agriculture	Nil	Nil	nil
Arts			
Commerce			
Criminology and Forensic Science			
Cultural Studies			
Defence Studies			
Design			
Disability Studies			
Education			
Engineering and Technology			
Fashion Technology			
Fine Arts			
Fisheries Science			
Foreign Languages			
Gandhian Studies			
Home Science			
Indian Languages			
IT & Computer			
Journalism and Mass Communication			
Law			
Library and Information Science			
Linguistics			
Management			
Marine Science and Oceanography			

Medical Science			
Oriental Learning			
Others / Inter-disciplinary			
Physical Education			
Religious Studies			
Science			
Social Science			
Social Work			
Veterinary and Animal Sciences			
Women Studies			
All disciplines			

Date Source: College records based on published papers submitted by faculty

9. NAAC accreditation and UGC autonomy

	Date of Application (LOI & SSR submitted)	Date on which accreditation was received	Grade	Valid till
1st Cycle	Nil	Nil	Nil	Nil
2nd Cycle	Nil	Nil	Nil	Nil
3rd Cycle	Nil	Nil	Nil	Nil

Date of submission of the Annual Quality Assurance Report for the current year:

Does the college have currently valid UGC autonomy? _

. If yes, by

order number_

, dated

10. Institutional Trends

Variable	Baseline Value	[Year 1]	[Year 2]	[Year 3]	[Year 4]	Curren Year(2
Percentage of sanctioned seats in the 1st year filled (undergraduate, all categories)	200 100%	98 98%	110 100%	159 99%	147 92%	147 84%
Percentage of sanctioned seats in the 1st year filled (postgraduate, all categories)	Nil	Nil	Nil	Nil	Nil	Nil
Transition rate from the 1st year to the 2nd year (undergraduate, all categories)	99%	91%	92%	95%	96%	91%
On-time graduation rate (undergraduate, all categories)	99%	70%	39%	96%	78%	Nil
Transition rate from the 1st year to the 2nd year (post graduate, all categories)	Nil	Nil	Nil	Nil	Nil	Nil

On-time graduation rate (postgraduate, all categories)	Nil	Nil	Nil	Nil	Nil	Nil
Regular faculty in position rate (all levels, reserved categories)	Nil	Nil	Nil	Nil	Nil	Nil
Regular faculty in position rate (all levels, unreserved categories)	100%	40%	40%	40%	40%	40%
Percentage of regular faculty with PhDs (all levels)	100%	50%	50%	50%	50%	50%
Employment rate of graduates from the previous academic year (undergraduate, all categories)	7%	1%	1%	2%	2%	2%
Employment rate of graduates from the previous academic year (postgraduate, all categories)	Nil	Nil	Nil	Nil	Nil	Nil
Percentage of total revenue generated through externally funded research	Nil	Nil	Nil	Nil	Nil	Nil
Number of papers published in peer-reviewed, international journals	Nil	Nil	Nil	Nil	Nil	Nil

Source: Tables under section 1-8.

11. Financial Reports

Name and registration number of the auditor - Nil

Number of audit observations recorded by the auditor - Nil

Number of audit responses found satisfactory, as certified by the project directorate

Certified audit reports as per the standard Chart of Accounts to be attached.

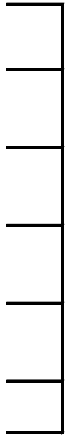
12. All India Survey of Higher Education

Date on which all applicable fields of the Data Collection Format for the All India Survey of Higher Education were completed and submitted Year 2017-18 Date 10/05/2018

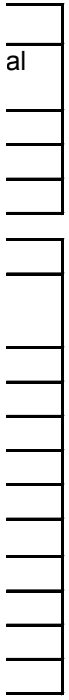
Instructions

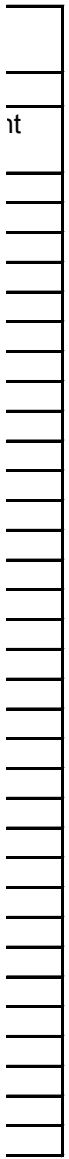
- All data is to be reported as on 30th September of the current year.
- Postgraduate courses refer to courses at the Masters and MPhil level.
- The number of sanctioned seats is the number of students the college is authorized, by the UGC/DHE/affiliating university, to admit in the first year of its degree program.
- The number of sanctioned faculty posts is the number of faculty the college is authorized, by the UGC/DHE/affiliating university, to recruit on a full-time basis.
- Enrolment is defined as the number of students who have paid their admission fees for joining a degree program by September 30 of the respective academic year.
- Admission is defined as the number of students who have paid their admission fees for joining a degree program, in the first year, by September 30 of the respective year and who have never been enrolled in that degree program previously.

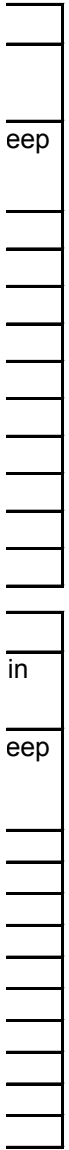
- Other Reserved Categories include all categories of students (for e.g. sports quota, extracurricular quota, residents of Jammu and Kashmir etc.) for whom a fixed per sanctioned seats are reserved.
- Examination results are to be reported for examinations held in the previous academic year, and the results for which were declared by 30th September of the current year.
- Allowed to keep terms refers to students who did not pass all subjects in the previous year but were allowed to transition to the next year of their respective degree program.
- Regular faculty refers to faculty employed on open-ended, full-time contracts as per UGC norms.
- Contract faculty refers to faculty employed on fixed term, full-time contracts as per UGC norms.
- Guest Lecturers refers to faculty employed on a per lecture or per day basis as per UGC norms.
- Data on scholarships is to be reported on all scholarships awarded between 1st October of the previous year and 30th September of the current year.
- A hostel seat is considered occupied if a student has been allotted a seat in the hostel and the student, to whom the seat was allotted, has paid the hostel fee for the respective academic year.
- Examination results refers to the average score obtained by a student, in the respective academic year, across all exams that are used to assess whether the student meets the requirement of the degree program in which he/she is enrolled.
- Student tracking refers to having up to date contact information (mobile phone and/or email address) and status (employment, unemployed, in formal education or training, labour market/other) for each student for up to six months from the end of the academic year when the student passed out (graduated).
- Externally funded research and consultancies refer to research and/or development funded through consultancy contracts or partnerships with a sponsor or purchase order external to the institution.
- A peer-reviewed journal is one that subjects an author's research to review and evaluation by others who are experts in the same field, before the research is published.
- An international journal is one that has an International Standard Serial Number (ISSN) issued by the ISSN International Centre.
- A paper is said to be published through a cross-institute research collaboration if the primary affiliation of at least two authors is to different colleges/institutions.
- The institutional performance indicators common across all institutions can be found in the PIP. Institution-specific performance indicators can be found in the MOUs between the Institution and the Department of Higher Education.
- The standard Chart of Accounts refers to the standard format for audit reports as notified by the Department of Higher Education through its orders.

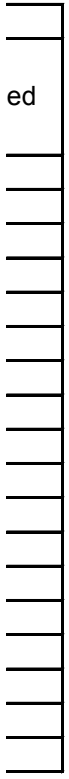


ear]

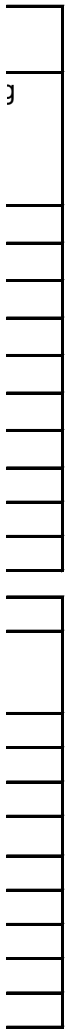




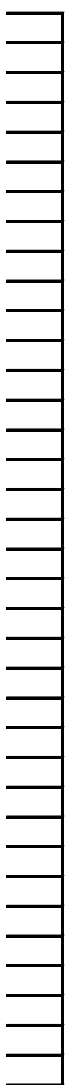


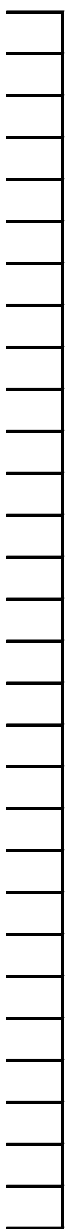


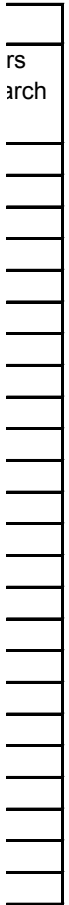
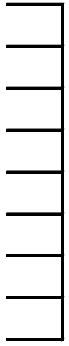
ed

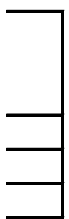
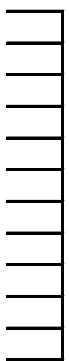


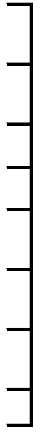
F
5
3
9
3
9
1
1











rams.

academic year

percentage of

t year.

ograms.

current

t has met the

aining, not in the

er who is

ed.

signed between